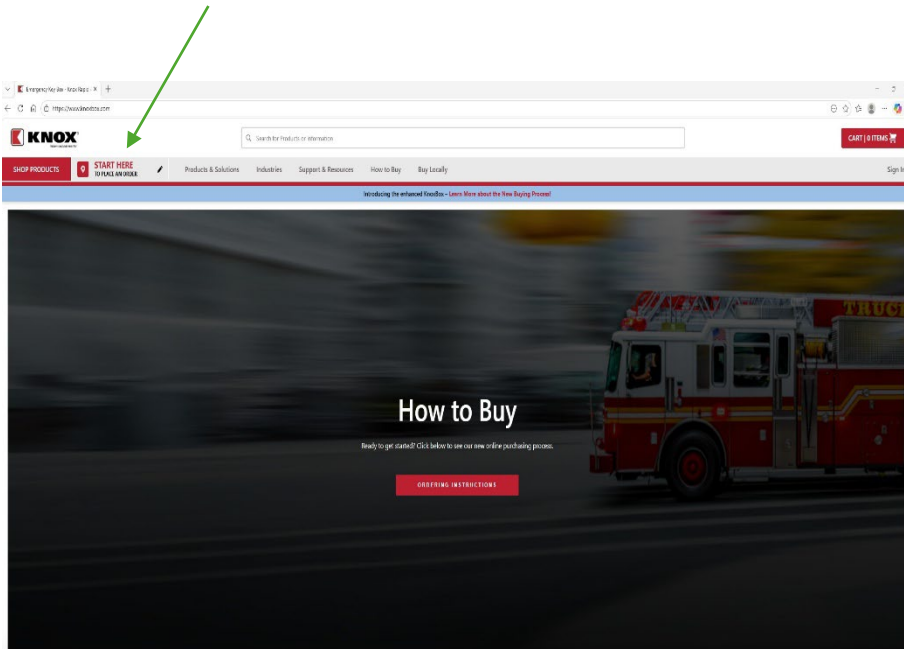



Knox Box Ordering Instructions:

Go to www.knoxbox.com

Click on “Start Here to Place an Order”



Enter the **installation address** of the KnoxBox here:

 Enter your property's address to connect your order to the responding department or emergency authority. ×

Enter the installation address

The installation address is where a product will be installed.
(Shipping & Billing address are entered during checkout).

Business Name

Address 1

Address 2

United States Alabama

City Postal Code

Building Description

New construction build address

Set Address

Have questions? Contact Customer Service at [800-566-9269](tel:800-566-9269)

Verify that “Riverside Fire Authority” is selected and click “Confirm Department”

Based on your address, this may be your registered Knox Department or Agency.

Riverside Fire Authority (WA)

Or

If you believe the Department listed above is not accurate, choose an alternate nearby department.

Chelan Co Fire Dist #6 (WA)

King Co Fire Dist #2 (WA)

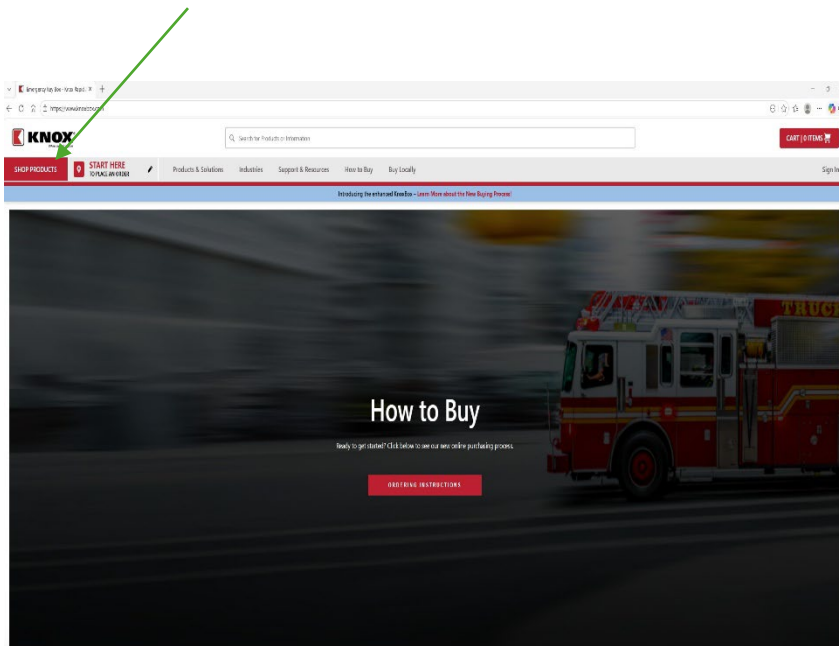
Spokane Valley Fire Dept (WA)

Lewis Co Fire Dist #6 (WA)

Chehalis Fire Dept (WA)

Confirm Department

Next, click “Shop Products”



Select the product based on your needs. The most common product is the KnoxBox 3200 model, black, surface mount. If you need assistance, email: firemarshal@riversidefire.net